Lamp measurement report - 30 March 2012

Led spot light dimmable

D5005-C-DIM-MR16-WW-25deg

by

Winsun

Lamp measurement report - 30 March 2012

Summary measurement data

parameter	meas. result	remark
Color temperature	3058 K	warm white
Luminous intensity I_v	1306.0 Cd	Measured straight underneath the lamp.
Illuminance modulation index	4 %	Measured with a light sensor looking at the lamp (angle not defined). Is a measure for the amount of flickering.
Beam angle	21 deg	21 deg is the beam angle for all C-planes since the lamp is symmetrical along its 1st axis.
Power P	5.3 W	Follow the link for more information on electrical properties.
Power Factor	1.00	The tests were done with a DC power supply. This results in no blind power and as a result the power factor is always 1.0 but not relevant to mention.
THD	NaN %	Total Harmonic Distortion, is not present as a DC voltage was used to power the lamp so a DC current resulted which has no THD.
Luminous flux	337 lm	
Luminous efficacy	64 lm/W	Be aware that a DC power supply has been used. The found efficacy with this measurement is excluding the power supply that normally is needed to convert the grid voltage (230 V AC) to the used DC voltage. By excluding the consumption of the power supply the efficay found here is higher than it would be when the power supply had been included.
EU-label classification	A	The energy class, from A (more efficient) to G (least efficient).
CRI_Ra	84	Color Rendering Index.
Coordinates chromaticity diagram	x=0.4301 en y=0.3977	
Fitting	GU5.3/MR16	This lamp has been tested on a 12.0 V DC voltage.
PAR-value	13.1 uMol/s/m^2	The number of photons seen by an average plant when it is lit by the light of this light bulb. Value valid at 1 m distance from light bulb.
PAR-photon efficacy	0.6 uMol/s/W_e	The total emitted number of photons by this light, divided by its consumption in W. It indicates a kind of efficacy in generating photons.

Lamp measurement report - 30 March 2012

parameter	meas. result	remark
S/P ratio	1.3	This factor indicates the amount of times more efficient the light of this light bulb is perceived under scotopic circumstances (low environmental light level).
D x H external dimensions	50 mm x 43 mm	External dimensions of the lamp.
D luminous area	33 mm	Dimensions of the luminous area (used in Eulumdat file). Is the surface of a circle around the leds.
General remarks		The ambient temperature during the whole set of illuminance measurements was 24.7 - 25.3 deg C. The temperature of the housing gets maximally about 40 degrees hotter than ambient temperature. Warm up effect: During the warmup time the illuminance varies during 23 minutes and decreases with 11 %. During the warmup time the power varies during 13 minutes and decreases with 6 %. Voltage dependency: There is no (significant) dependency of the illuminance when the power voltage varies between 10 - 14 V DC. There is no (significant) dependency of the consumed power when the power voltage varies between 10 - 14 V DC. Also the dim-ability of this lamp has been tested, and the result is that the lamp is dim-able, see also the separate chapter in this test report. At the end of the article an additional photo.
Dimmable	yes	Info from manufacturer.
Biologic effect factor	0.380	According to pre-norm DIN V 5031-100:2009-06.
Blue Light Hazard risk group	1	0=exempt, 1=low, 2 = moderate, 3=high risk.

Lamp measurement report - 30 March 2012

Overview table

m.	Ø 50%		C0-180: 21°	E (lux)	Luminaire Efficacy
	C0-180	C90-270	C90-270: 21°		64 (lumen per Watt)
0.25	0.09	0.09		20896	Half-peak diam C_{0-180}
0.5	0.18	0.18		5224	0.36 x diameter(m)
1	0.36	0.36		1306	Half-peak diam C_{90-270}
1.5	0.55	0.55		580	0.36 x diameter(m)
3	1.09	1.09		145	Illuminance
4	1.46	1.46		82	1306 / distance² (lux)
5	1.82	1.82		52	Total Output
					337 (lumen)

The overview table is explained on the OliNo website.

Please note that this overview table makes use of calculations, use this data with care as explained on the OliNo site. E (lux) values are not accurate, when within 5 x 33 mm (maximal luminous size, eventually diagonally measured)= 165 mm. Within this distance from the lamp, the measured lux values will be less than the computed values in this overview as the measurements are then within the near field of the lamp.

Lamp measurement report - 30 March 2012

EU Energy label classification

With the measurement results of the luminous flux and the consumed power the classification on energy efficacy of this lamp is calculated. This information is requested in the EU for certain household lamps, see also the OliNo site that explains for which lamps it is requested, how the label looks like and what information it needs to contain.

Herewith the labels for this lamp in color and black and white.

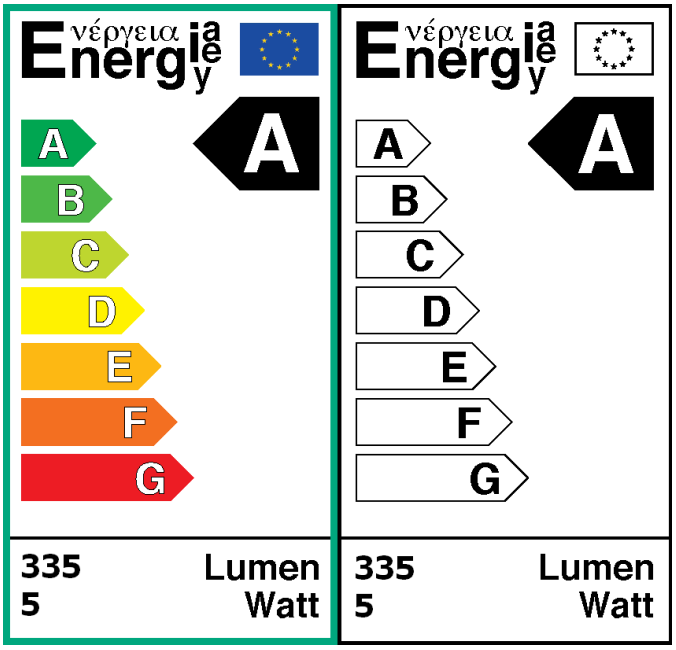

EU energy label of this lamp

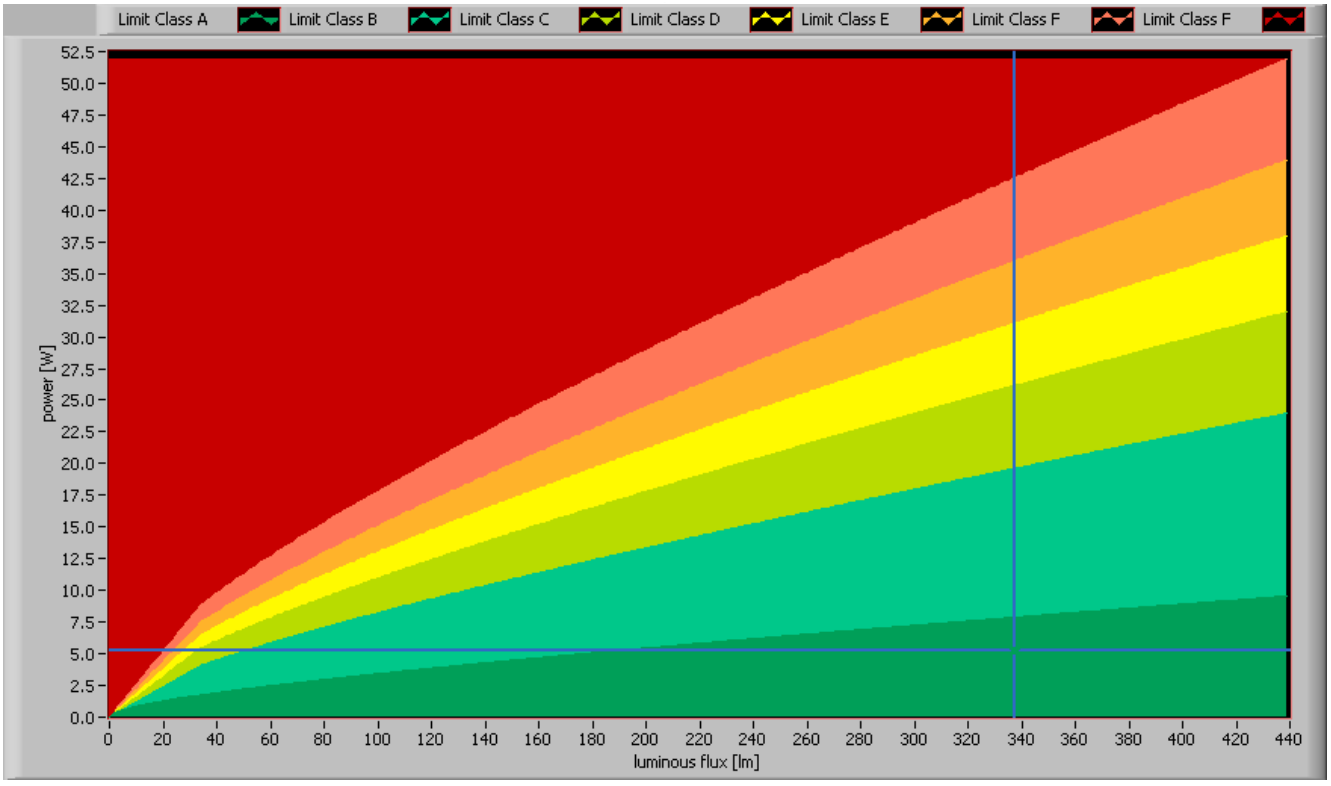

The lamp's performance in the lumen-Watt field, with the energy efficacy fields indicated.

Lamp measurement report - 30 March 2012

Eulumdat light diagram

This light diagram below comes from the program Qlumedit, that extracts these diagrams from an Eulumdat file. This light diagram is explained on the OliNo site.

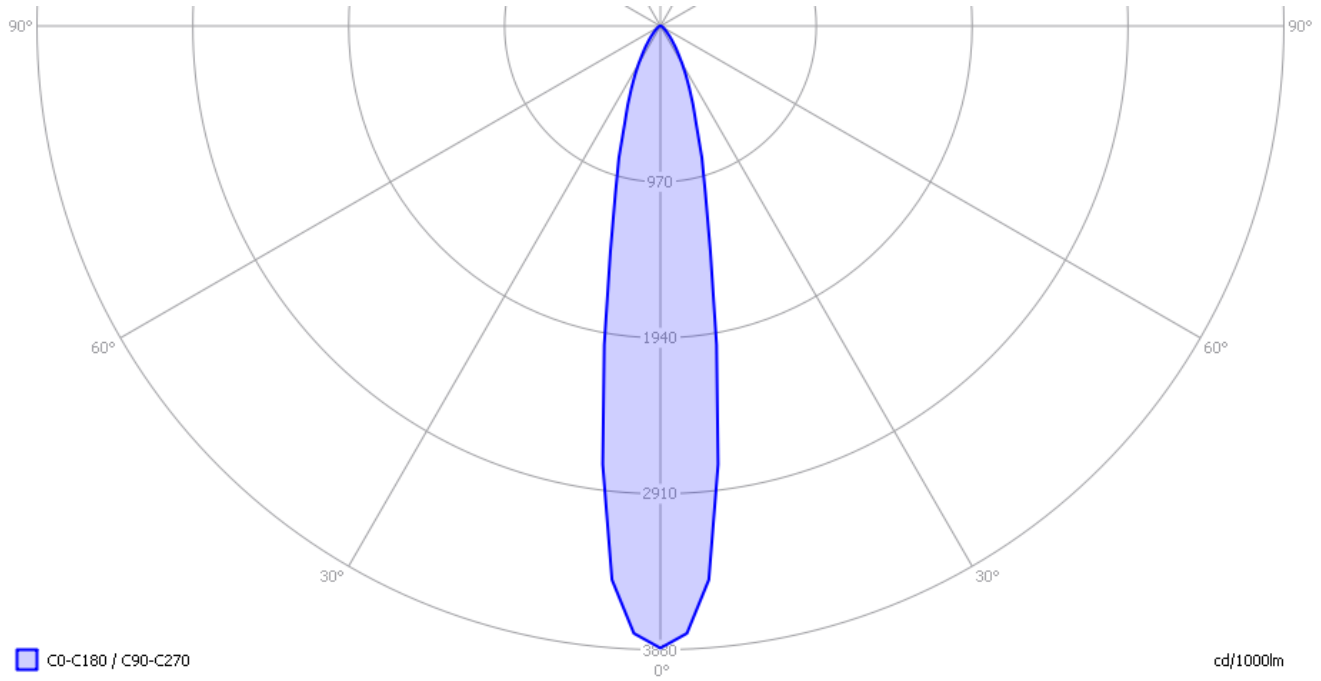

The light diagram giving the radiation pattern.

The light diagram indicates the beam in the C0-C180 plane and in the plane perpendicular to that, the C90-C270 plane. These beams are equal as the lamp has symmetry over its first axis (the vertical axis).

Lamp measurement report - 30 March 2012

Illuminance Ev at 1 m distance, or luminous intensity Iv

Herewith the plot of the *averaged* luminous intensity Iv as a function of the inclination angle with the light bulb.

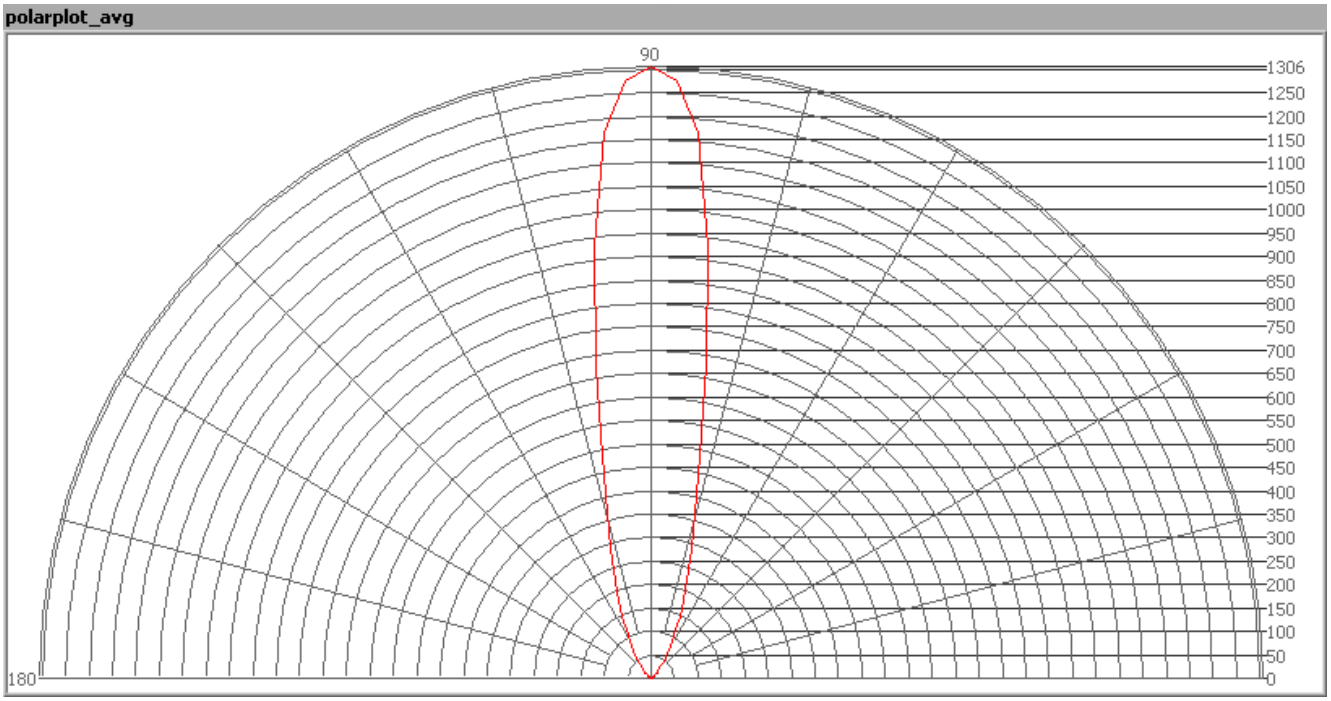

The radiation pattern of the light bulb.

This radiation pattern is the average of the light output of the light diagram given earlier. Also, in this graph the luminous intensity is given in Cd.

These averaged values are used (later) to compute the lumen output.

Lamp measurement report - 30 March 2012

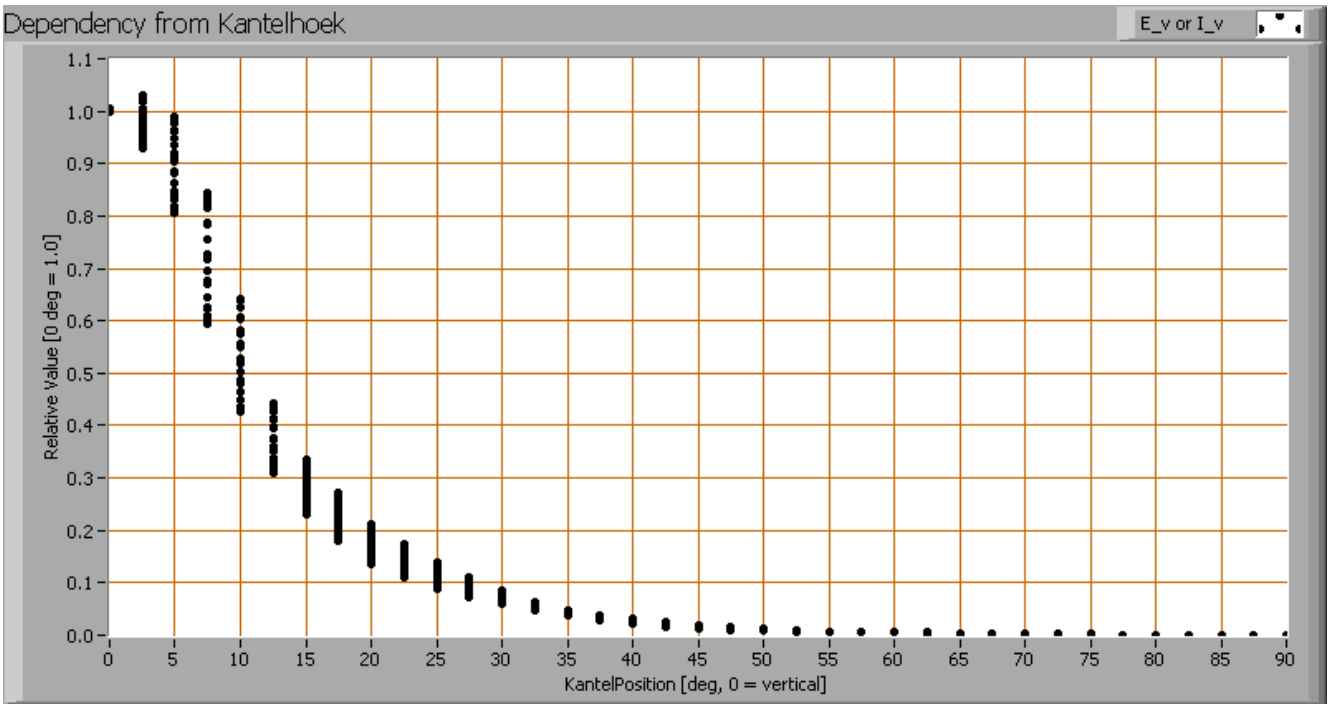

Intensity data of every measured turn angle at each inclination angle.

This plot shows per inclination angle the intensity measurement results for each turn angle at that inclination angle. There normally are differences in illuminance values for different turn angles. However for further calculations the averaged values will be used.

When using the average values per inclination angle, the beam angle can be computed, being 21 deg for the C0-C180 plane and 21 deg for the C90-C270 plane.

Luminous flux

With the averaged illuminance data at 1 m distance, taken from the graph showing the averaged radiation pattern, it is possible to compute the luminous flux.

The result of this computation for this light spot is a luminous flux of 337 lm.

Luminous efficacy

The luminous flux being 337 lm, and the consumed power of the lamp being 5.3 Watt, results in a luminous efficacy of 64 lm/Watt.

Lamp measurement report - 30 March 2012

Electrical properties

The power factor is 1.00. The tests were done with a DC power supply. This results in no blind power and as a result the power factor is always 1.0 but not relevant to mention.

Lamp voltage	12.0 V
Lamp current	0.440 A
Power P	5.3 W
Apparent power S	5.3 VA
Power factor	1.00

Temperature measurements lamp

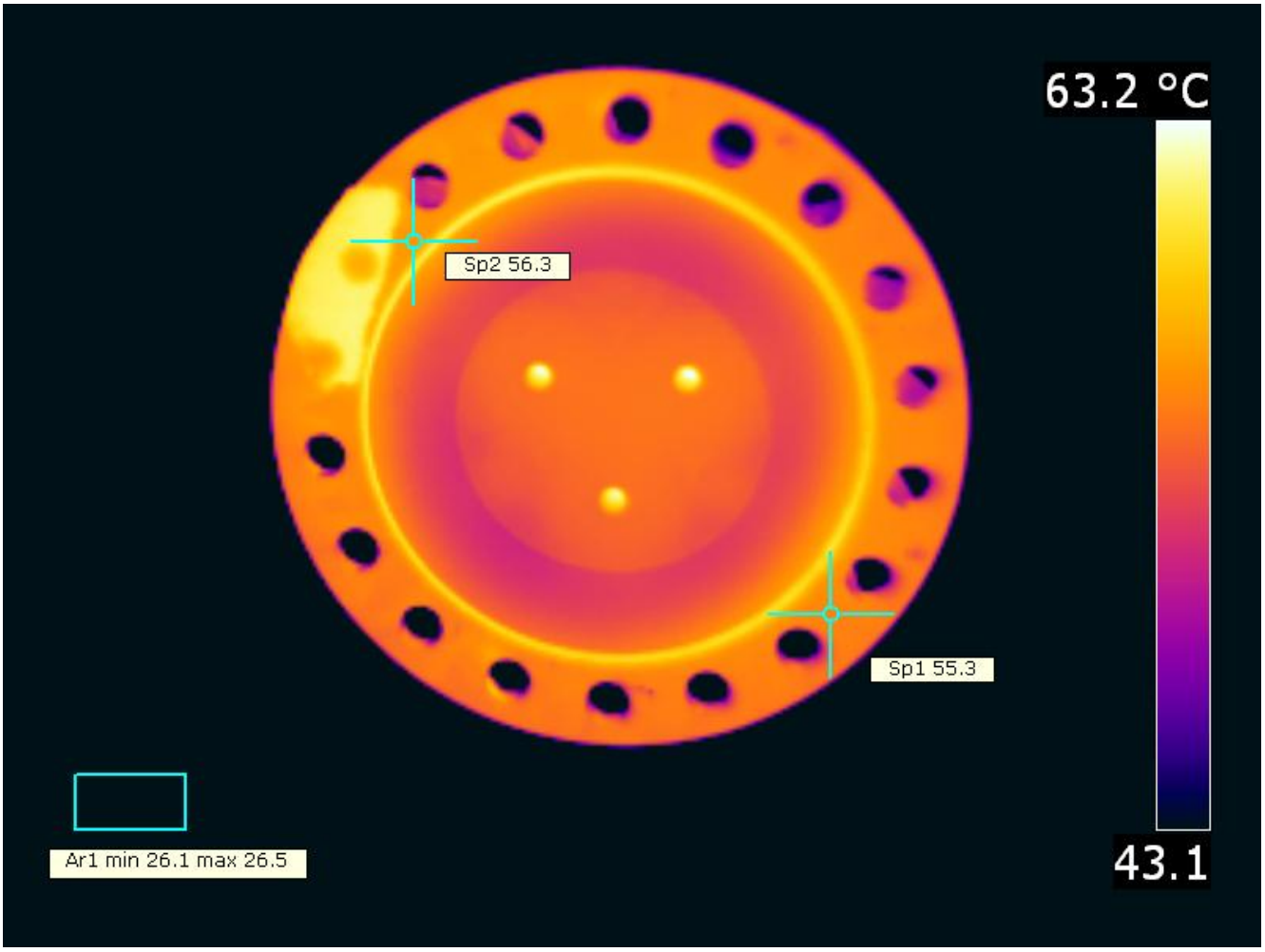

Lamp measurement report - 30 March 2012



Temperature image(s).

status lamp	> 2 hours on
ambient temperature	26.5 deg C
reflected background temperature	26.5 deg C
camera	Flir T335
emissivity	0.80
measurement distance	0.3 m
IFOV_geometric	0.136 mm per 0.1 m distance
NETD (thermal sensitivity)	50 mK

Lamp measurement report - 30 March 2012

Color temperature and Spectral power distribution

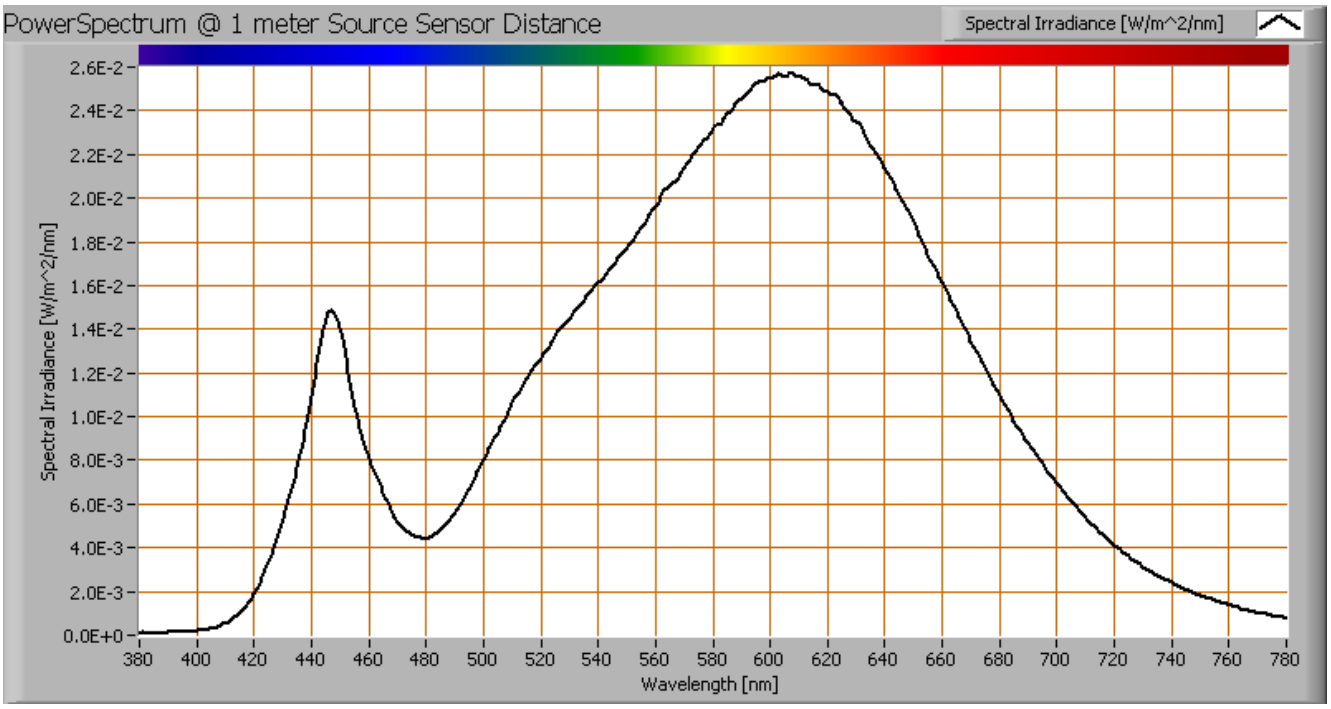

The spectral power distribution of this light bulb, energies on y-axis valid at 1 m distance.

The measured color temperature is 3058 K which is warm white.

This color temperature is measured straight underneath the light bulb. Below a graph showing the color temperature for different inclination angles.

Lamp measurement report - 30 March 2012

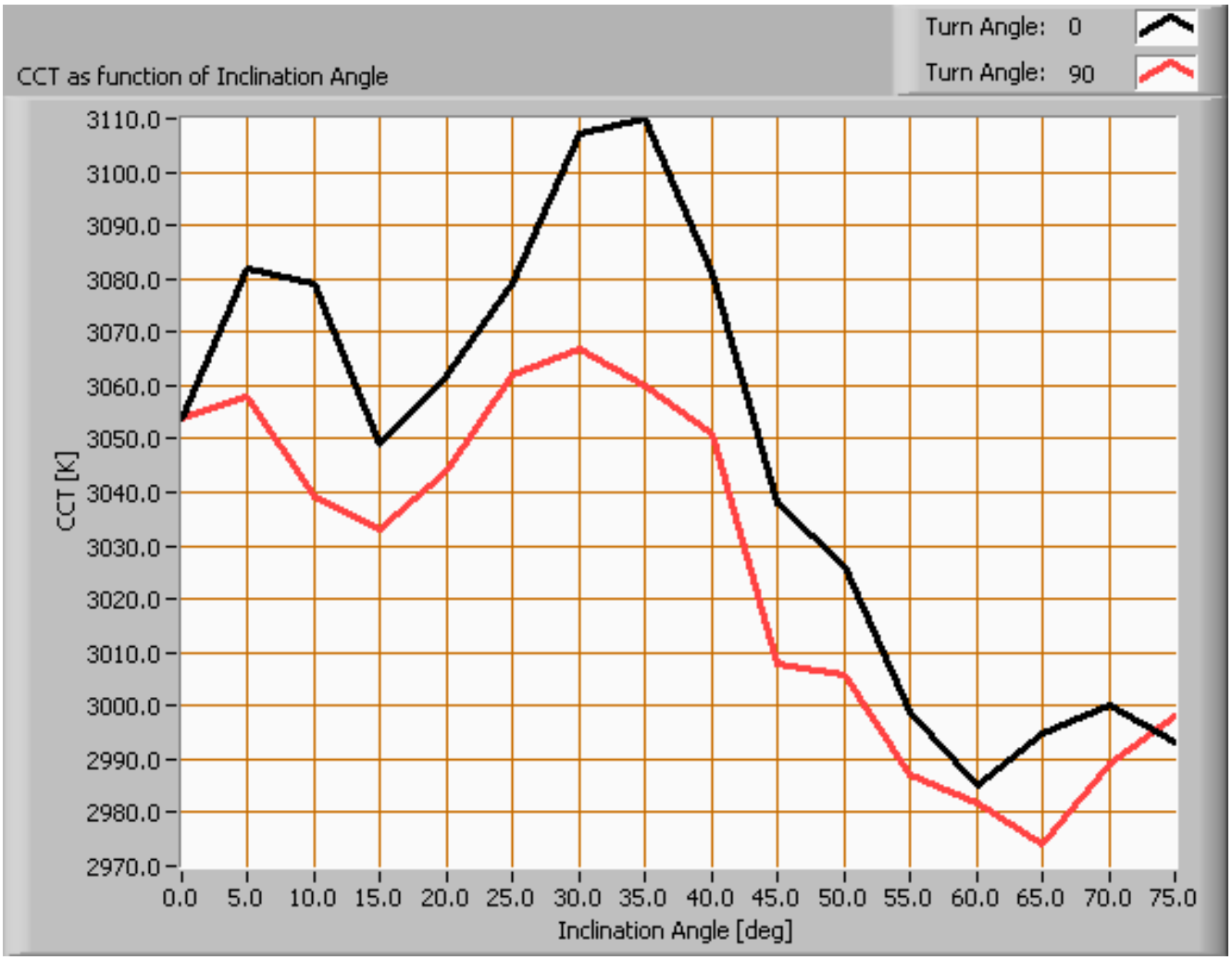

Color temperature as a function of inclination angle.

The color temperature is given for inclination angles up to 75 deg. Beyond that value the illuminance is so low (< 5 lux) that it has not been used for color determination of the light.

For the C0-C180 plane: the beam angle of 21 deg is equivalent to 10.3 deg inclination angle,which is the area where most of the light falls within. The maximum variation of color temperature in this inclination area is about 1 %.

For the C90-C270 plane: the beam angle of 21 deg is equivalent to 10.3 deg inclination angle,which is the area where most of the light falls within. The maximum variation of color temperature in this inclination area is about 1 %.

Lamp measurement report - 30 March 2012

PAR value and PAR spectrum

To make a statement how well the light of this light bulb is for growing plants, the PAR-area needs to be determined. See the explanation about PAR on the OliNo website how this all is determined and the explanation of the graph.

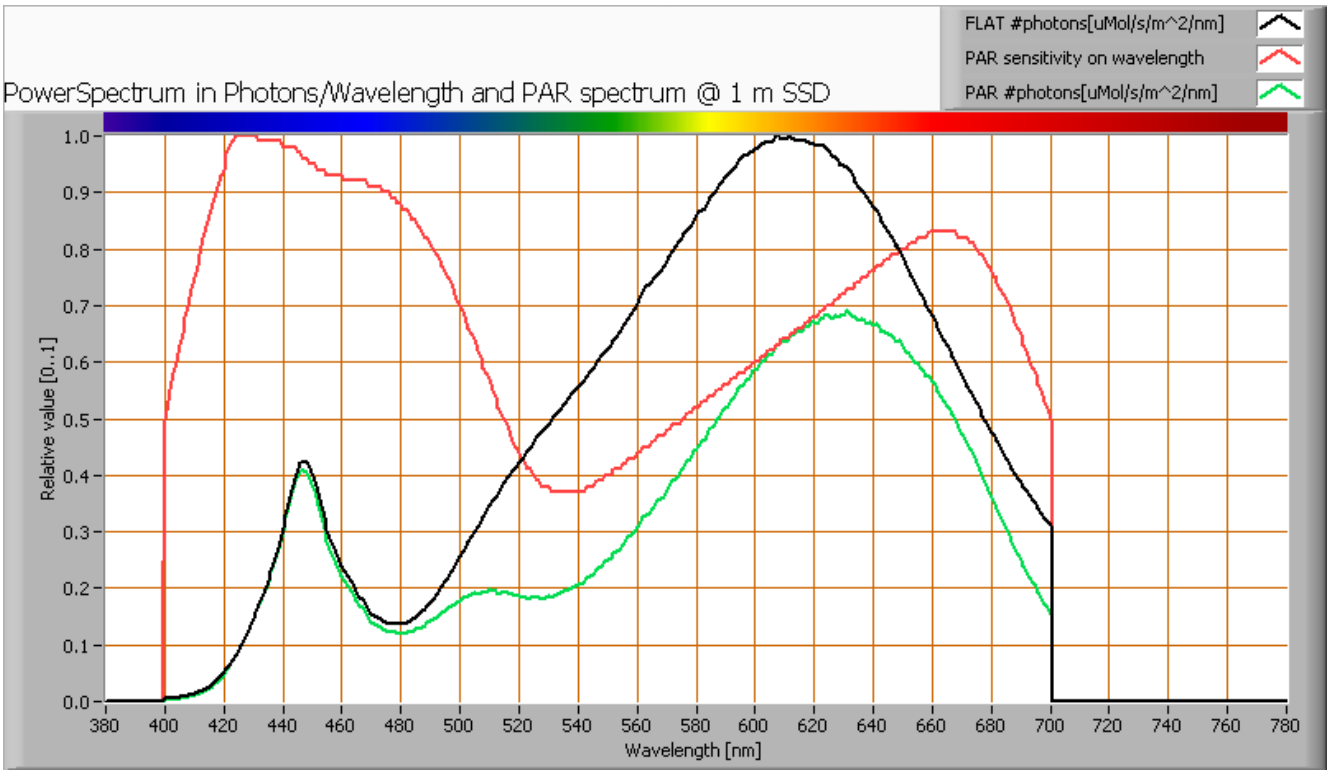

The photon spectrum, then the sensitivity curve and as result the final PAR spectrum of the light of this light bulb

parameter	value	unit
PAR number	13.1	uMol/s/m^2
PAR photon current	3.4	uMol/s
PAR photon efficacy	0.6	uMol/s/W

The PAR efficiency is 65 % (valid for the PAR wave length range of 400 - 700 nm). This is the maximum percentage of the total of photons in the light that is effectively used by the average plant (since the plant might not take 100 % of the photons at the frequency where its relative sensitivity is 100 %).

Lamp measurement report - 30 March 2012

S/P ratio

The S/P ratio and measurement is explained on the OliNo website. Here the results are given.

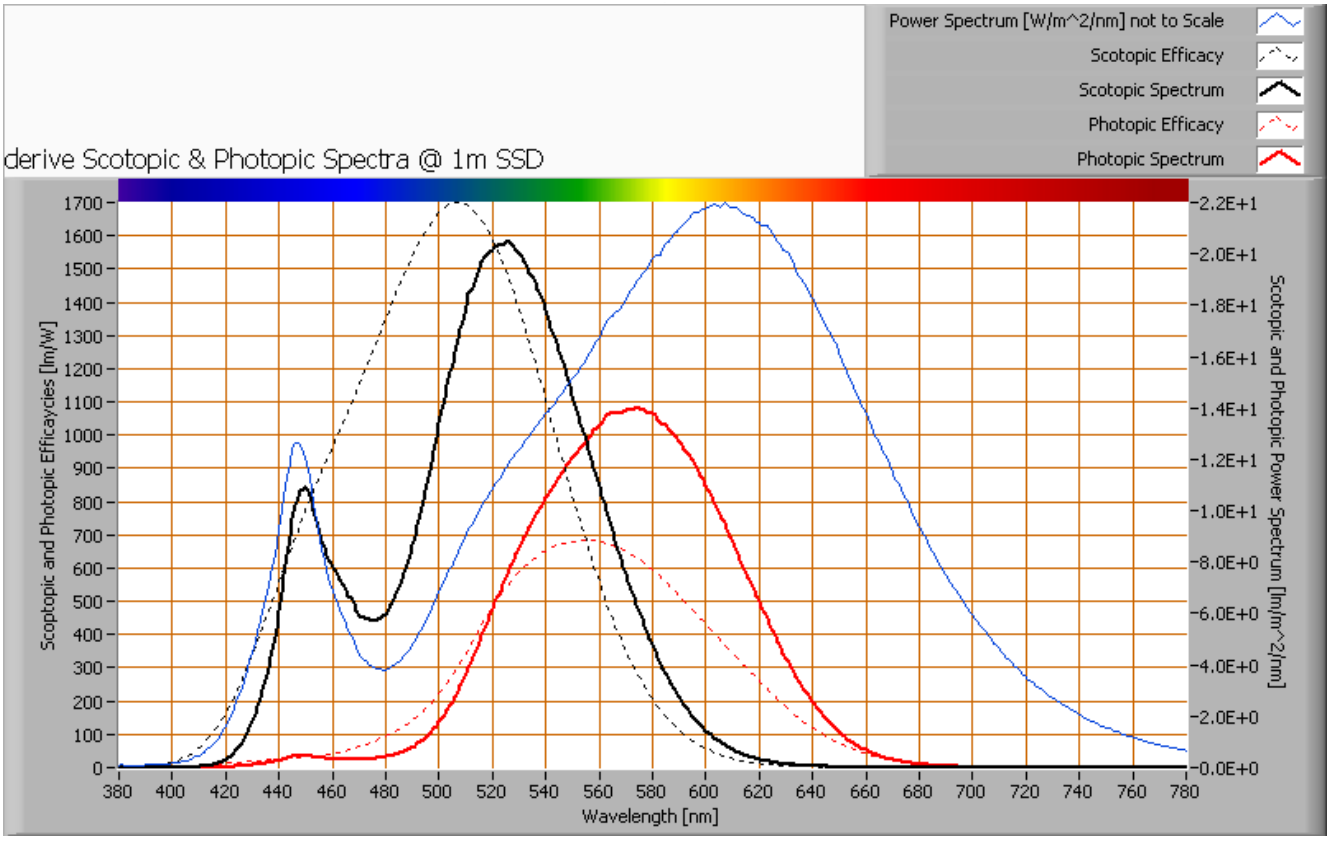

The power spectrum, sensitivity curves and resulting scotopic and photopic spectra (spectra energy content defined at 1 m distance).

The S/P ratio of the light coming from this lamp is 1.3.

More info on S/P ratio can be found on the OliNo website.

Lamp measurement report - 30 March 2012

Chromaticity diagram

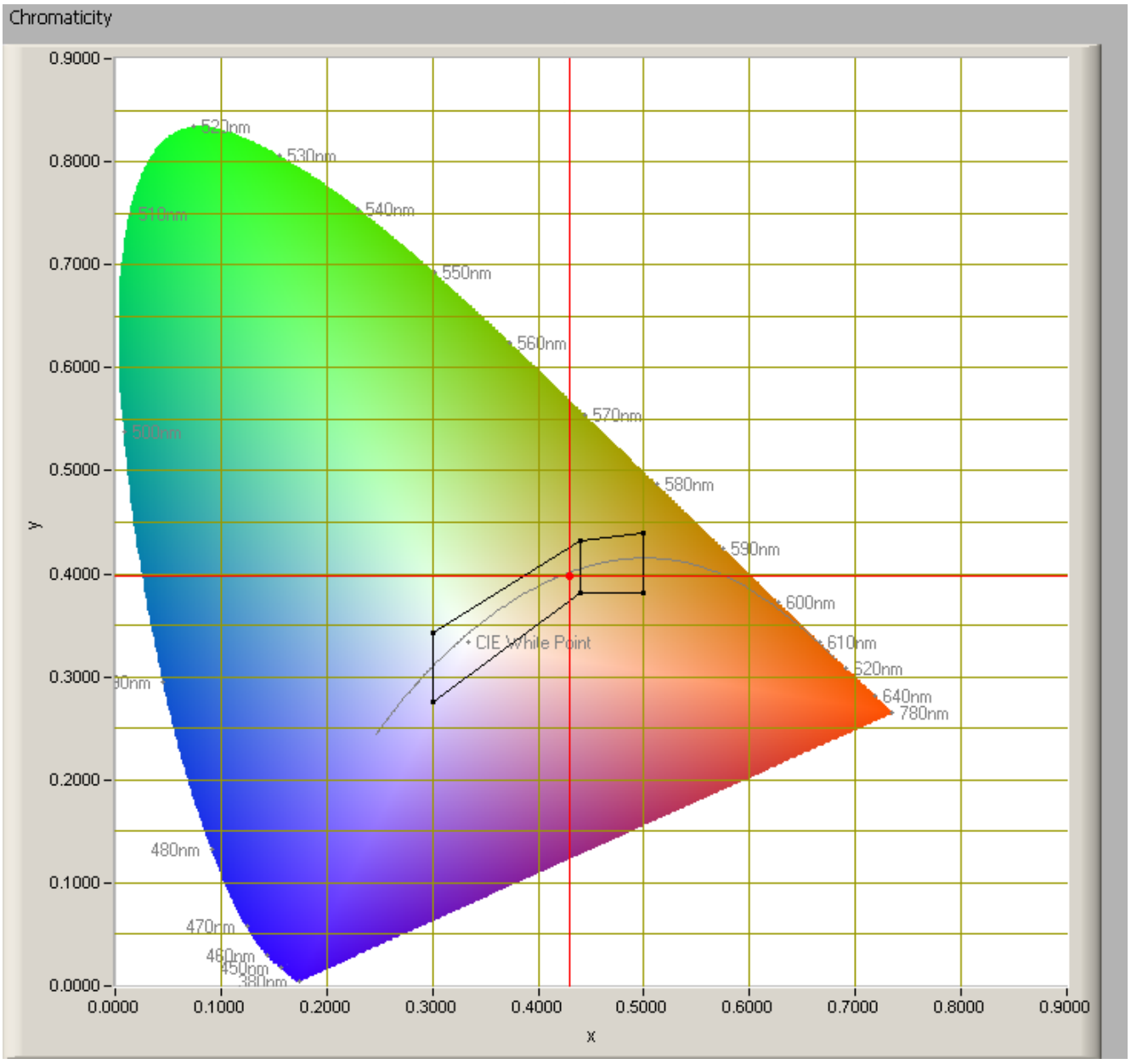

The chromaticity space and the position of the lamp's color coordinates in it.

The point of the light in this diagram is inside the area indicated with class A. This area indicates an area for signal lamps, see also the article on signal lamps and color areas on the OliNo website.

The color coordinates are x=0.4301 and y=0.3977.

Lamp measurement report - 30 March 2012

Color Rendering Index (CRI) or also Ra

Herewith the image showing the CRI as well as how well different colors are represented (rendered). The higher the number, the better the resemblance with the color when a black body radiator would have been used (the sun, or an incandescent lamp). Practical information and also some critics about the CRI can be found on the OliNo website.

Each color has an index Rx, and the first 8 indexes (R1 .. R8) are averaged to compute the Ra which is equivalent to the CRI.

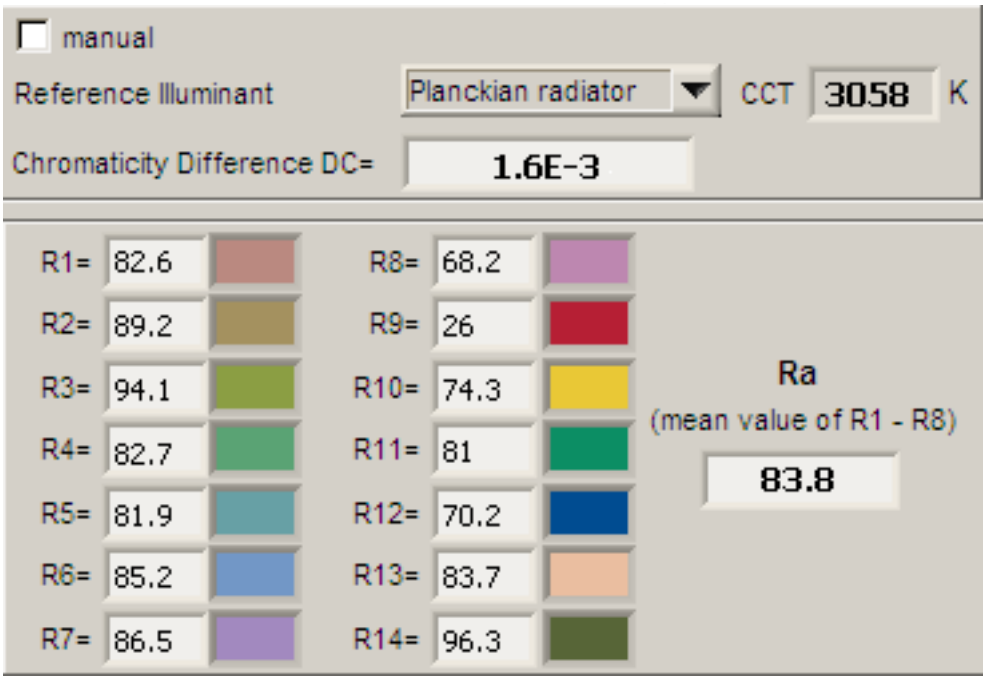

CRI of the light of this lightbulb.

This value of 84 indicates how well the light of this lamp can render well a set of reference colors, this in comparison with the light of a reference source (for color temperatures < 5000K a black radiator is used as reference and for color temperatures > 5000K the sun or the light outside during the day).

The value of 84 is bigger than the value of 80 that is considered as a minimum for working areas in general.

Note: the chromaticity difference is 0.0016 and indicates the distance to the Planckian Locus. There is a value mentioned of max 5.4E-3 in section 5.3 of CIE 13.3-1995 however not further explanation of it.
An other reference with signal lights as a reference is given in the chromaticity diagram.

Voltage dependency

The dependency of a number of lamp parameters on the lamp voltage is determined. For this, the lamp voltage has been varied and its effect on the following light bulb parameters measured: illuminance E_v [lx], the lamppower P [W] and the luminous efficacy [lm/W] (this latter is estimated here by dividing the found E_v value by P).

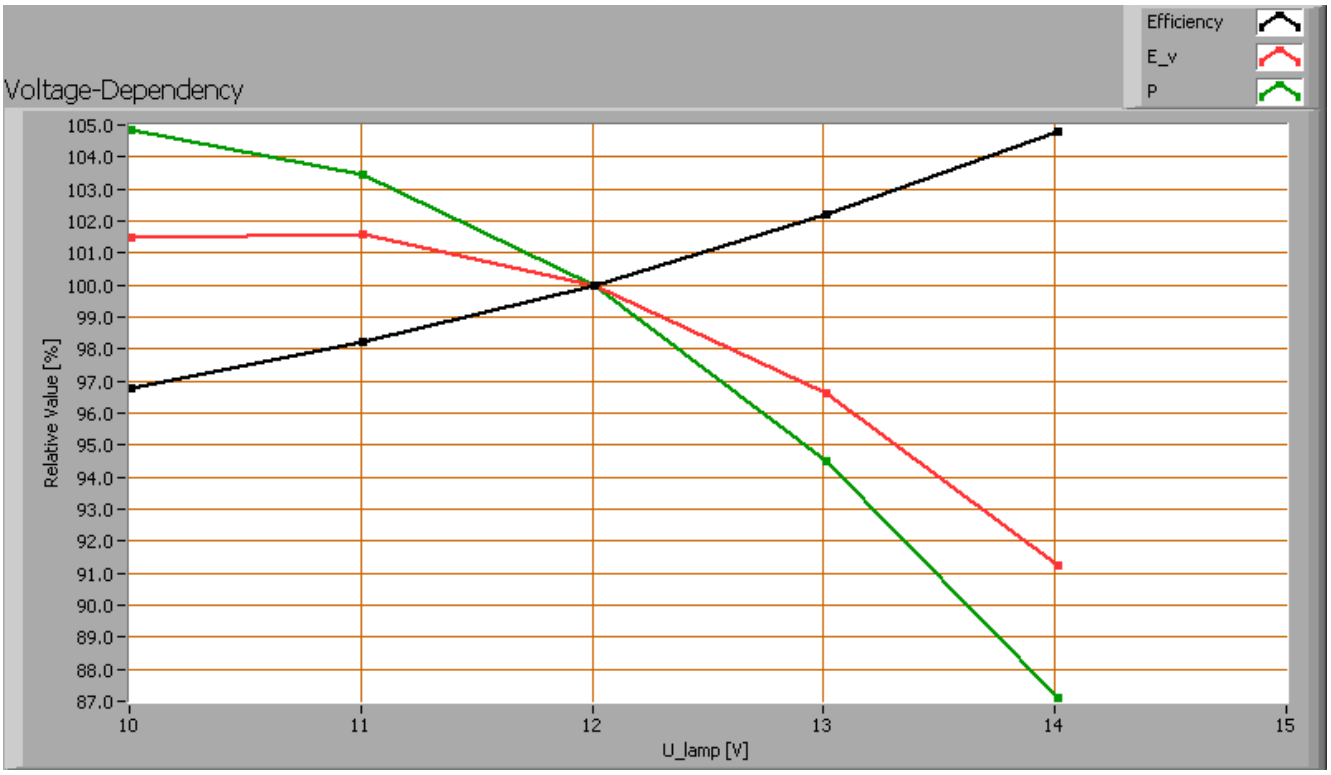

Lamp voltage dependencies of certain light bulb parameters

There is no (significant) dependency of the illuminance when the power voltage varies between 10 - 14 V DC.
There is no (significant) dependency of the consumed power when the power voltage varies between 10 - 14 V DC.

When the voltage varies abruptly with + or - 0.25 V DC then this results in a variation of the illuminance of maximally 0.8 %. This difference in illuminance is not visible (when it occurs abruptly).

Lamp measurement report - 30 March 2012

Warm up effects

After switch on of a cold lamp, the effect of heating up of the lamp is measured on illuminance E_v [lx], the lamppower P [W] and the luminous efficacy [lm/W].

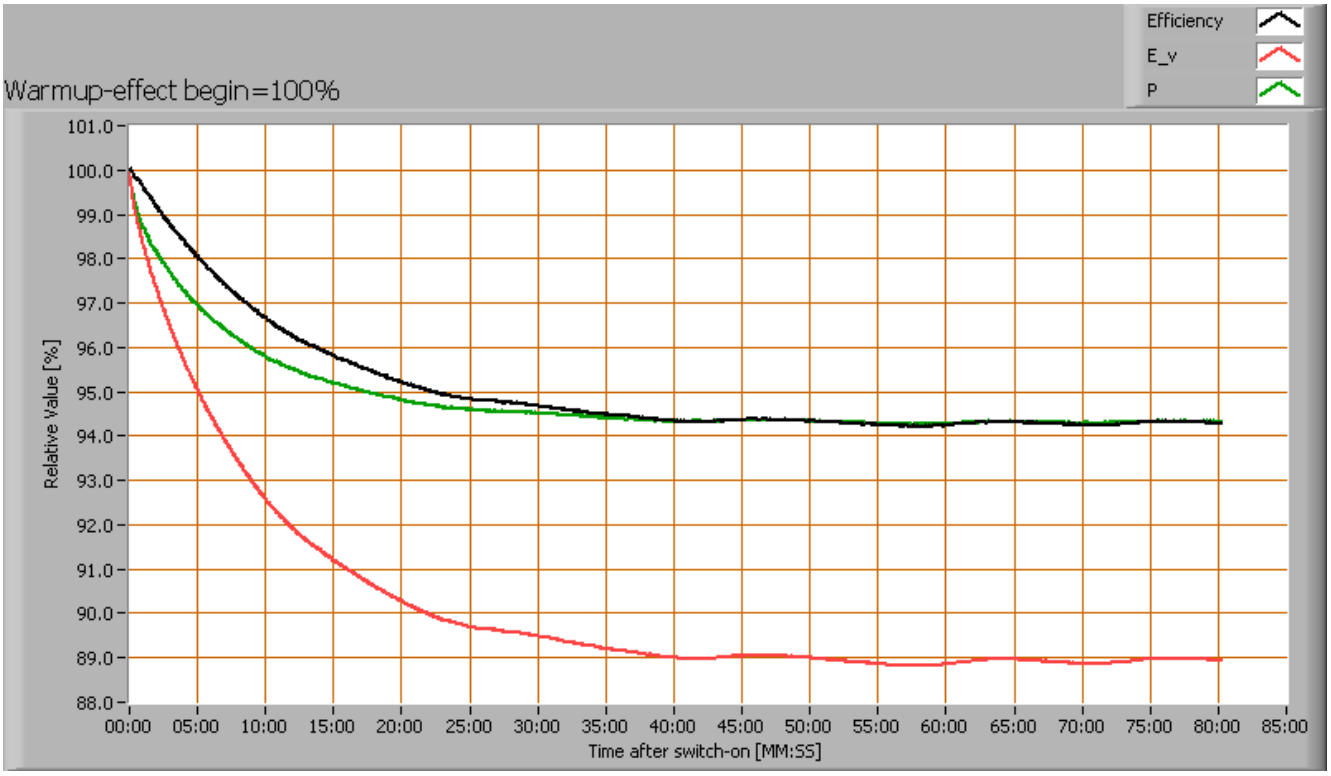

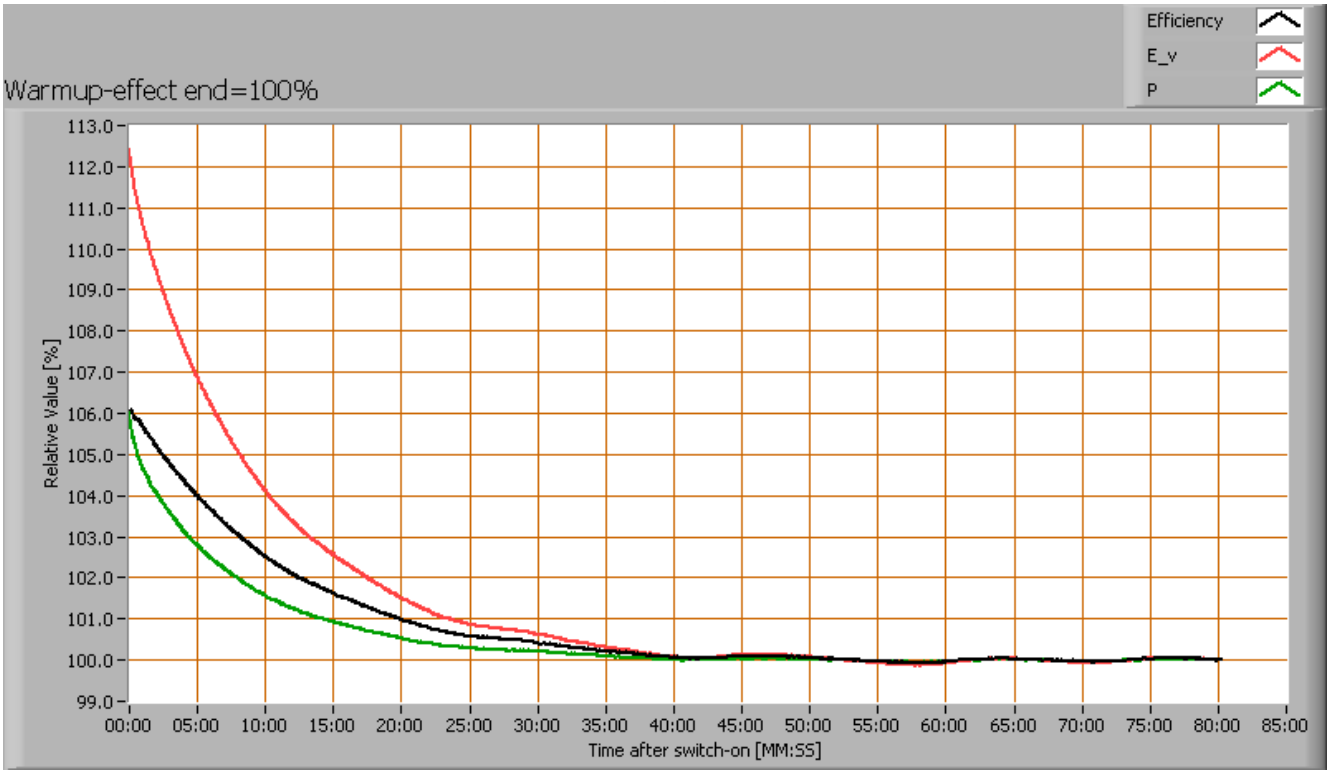

Effect of warming up on different light bulb parameters. In the first graph the 100 % level is put at begin, and in the last graph the 100 % level is put at the end.

Lamp measurement report - 30 March 2012

During the warmup time the illuminance varies during 23 minutes and decreases with 11 %.
During the warmup time the power varies during 13 minutes and decreases with 6 %.

Measure of flickering

An analysis is done on the measure of flickering of the light output by this light bulb. See the article on flickering on OliNo site for more information.

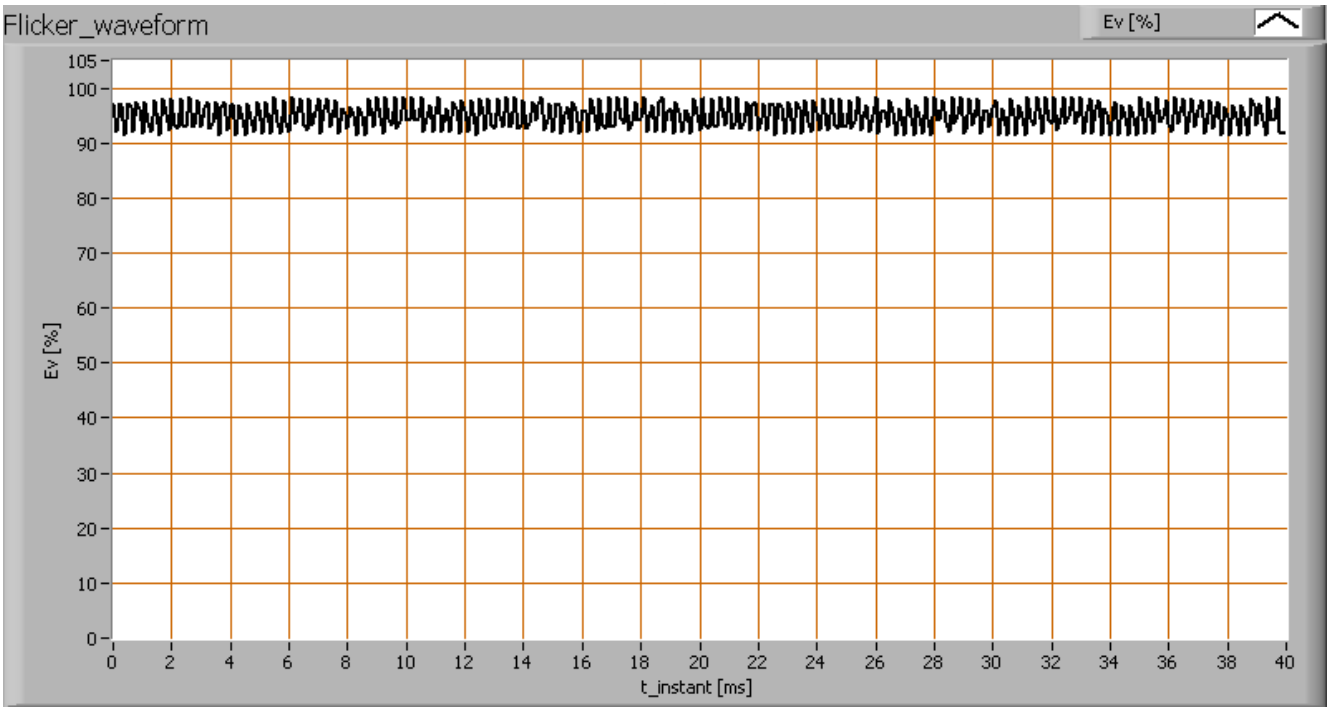

The measure of fast illuminance variation of the light of the light bulb

parameter	value	unit
Flicker frequency	3423.3	Hz
Illuminance modulation index	4	%

The illuminance modulation index is computed as: (max_Ev - min_Ev) / (max_Ev + min_Ev).

Lamp measurement report - 30 March 2012

Dim-ability

The lamp has been tested with a 12 V DC dimmer. More explanation about this 12 V DC dimmer can be found on the OliNo site.

The 12V DC Dimmer.

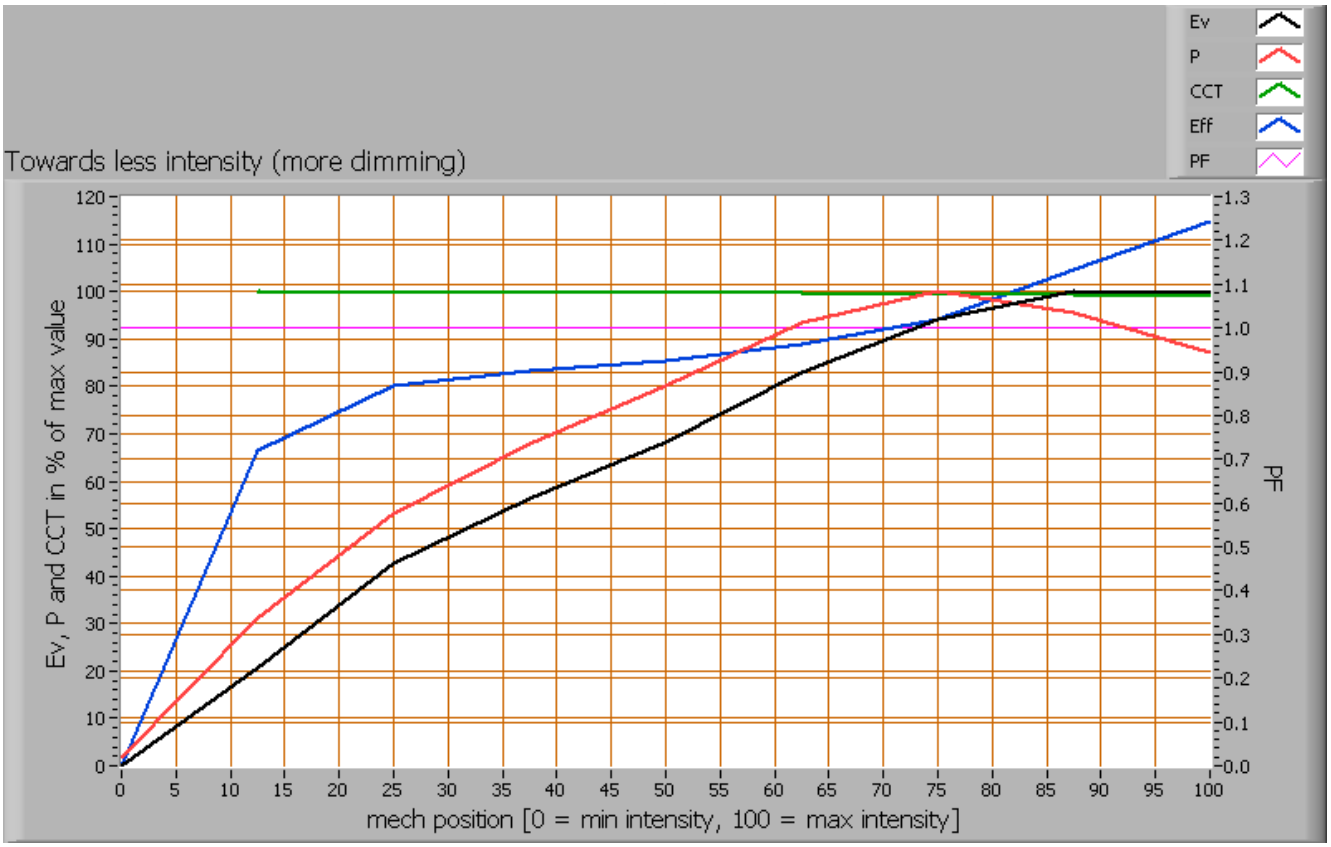

Dimming with the 12V DC Dimmer.

When inserting the dimmer at its no dimming position and the comparing with the situation without dimmer, then the influence on the following parameters is measured (negative value is increase):
- the illuminance: -2 %;
- the consumed power: -4 %.

The intensity is variable in the mechanical area between 0.0 - 87.5 %.
The dimmer set in that area results in a variation of the illuminance between 0 - 100 % (note that in that 100 % the drop in illuminance when inserting the dimmer is not counted, see for that value above).

There is no effect on the color temperature when dimming is increased.

The remaining power consumption at maximal dimming position is 0.1 W.

Lamp measurement report - 30 March 2012

Biologic effect

The biologic effect shows the level of impact the light of this lamp can have on the day-night rhythm of human beings (as well as the suppression of melatonin production). See also the explanatory article on biologic effect on OliNo.
The important parameters (according to prenorm DIN V 5031-100:2009-06):

biologic effect factor	0.380
k_biol trans (25 years)	1.000
k_biol trans (50 years)	0.754
k_biol trans (75 years)	0.492
k_pupil(25 years)	1.000
k_pupil(50 years)	0.740
k_pupil(75 years)	0.519

Lamp measurement report - 30 March 2012

Blue Light Hazard

The amount of blue light and the harm it can cause on the retina has been determined.
Herewith the results.
See for more info the explanation about blue light hazard on the OliNo site.

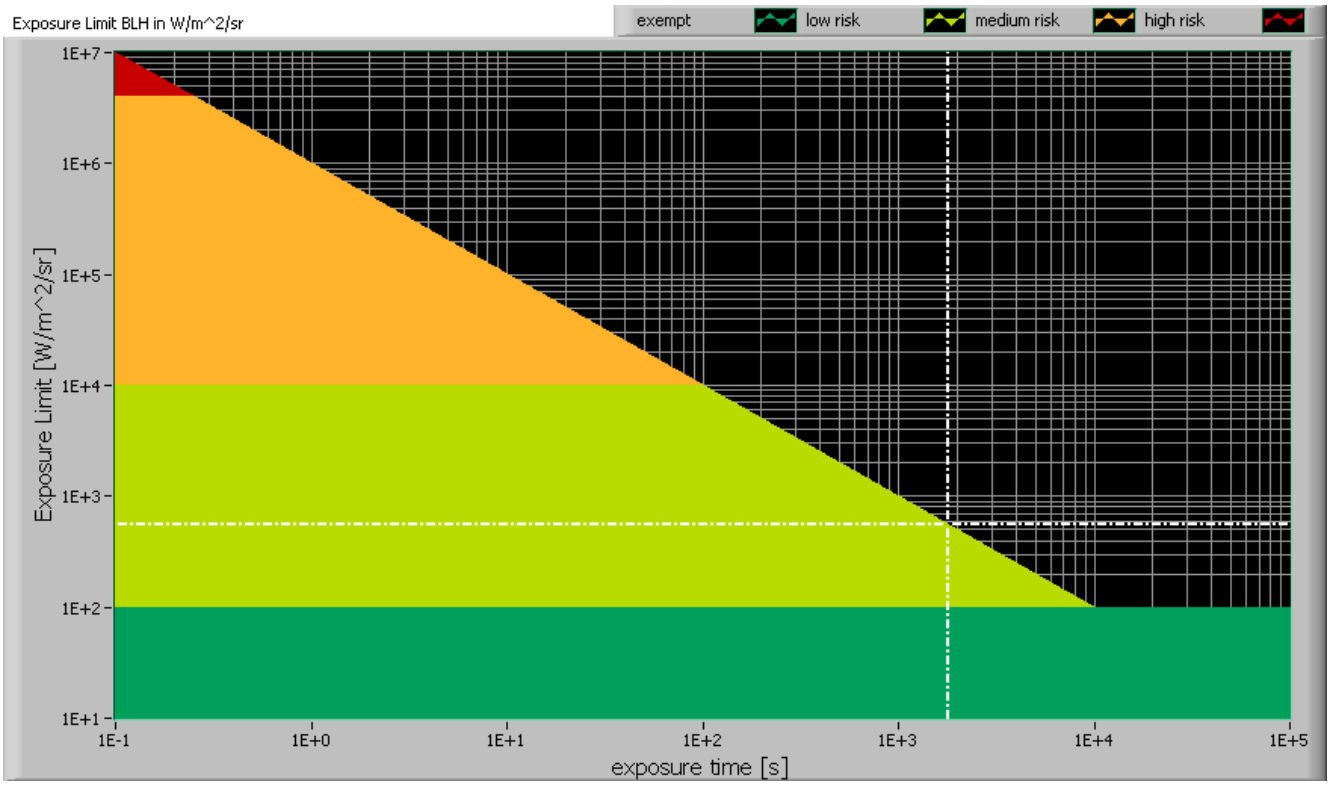

The level of blue light of this lamp related to the exposure limit and the different classification areas.

L_lum0 [mm]	33	Luminous dimension of lamp in C0-C180 direction.
L_lum90 [mm]	33	Luminous dimension of lamp in C90-C270 direction.
SSD_500lx [mm]	1616	Calculated distance where Ev = 500 lux. This computation is valid when it is in the far field of the lamp. Note: if this value < 200 mm then the distance of 200 mm is taken as proposed in the norm IEC 62471:2006.
Start of far field [mm]	233	Minimum distance at which the lamp can be seen as apoint source. In this area the Ev is linearly dependent from (1/distance)^2.
300-350 nm values stuffed with 0s	yes	In the event OliNo has measured with a SpB1211 spectrometer without UV option then the irradiance data of 300-349 nm is missing. For lamps where there is already no energy content near 350 nm, the values 300-349 can also be set at zero then.
alpha_C0-C180 [rad]	0.020	(Apparent) source angle in C0-C180 direction.

Lamp measurement report - 30 March 2012

alpha_C90-C270 [rad]	0.020	(Apparent) source angle in C90-C270 direction.
alpha_AVG [rad]	0.020	Average (apparent) source angle. If average >= 0.011 rad then the exposure limit is computed with radiance Lb. Otherwise with irradiance Eb.
Exposure value [W/m^2/sr]	5.56E+2	Blue Light Hazard value for this lamp, measured straight underneath the lamp. Computation is referenced to Lb.
Blue Light Hazard risk group	1	0=exempt, 1=low, 2 = moderate, 3=high risk.

Extra



Front view.

Lamp measurement report - 30 March 2012

Disclaimer
The information in this OliNo report is created with the utmost care. Despite this, the information could contain inaccuracies. OliNo cannot be held liable in this instance nor can the data in this report be legally binding.
We strive to adhere to all of the conditions of any copyright holder in the publication of any illustration/article or item. In the event that we unintentionally violate said copyright holder's conditions in our articles, we kindly ask to be contacted here at OliNo so that we can resolve any disputes, issues or misunderstandings.

License
It is permitted ONLY to use or publish this report in its entirety and in unaltered form via internet or other digital or written media in any form. To guarantee the reliability and accuracy of the report, it is strictly prohibited to change or alter parts of the report and/or republish it in a modified content.