




KD F Series Family



KYOCERA KD MODULES

Kyocera multicrystal photovoltaic KD Modules utilize a larger, more powerful, high efficiency 156mm x 156mm solar cell and produce higher output per module.

- Quality locking plug-in connectors to provide safe and quick connections
- UV stabilized, heavy duty, and aesthetically pleasing black anodized aluminum frame
- Easily accessible grounding points on all four corners for fast installation
- Proven junction box technology with 12 AWG PV wire to work with transformerless inverters

RELIABLE


- Proven superior field performance
- First module to pass rigorous long-term testing performed by TÜV Rheinland
- Pass Salt Mist Corrosion Test Severity 6, most severe test conditions, performed by TÜV Rheinland



KYOCERA EMPOWERS YOUR FUTURE

Kyocera began research and development of solar energy back in 1975. Since then, we have been leading the solar industry with the development of the most efficient and cost effective systems available. With over 39 years of experience in solar, Kyocera is a natural industry leader. Our modules are ideal for a wide range of applications from utility-scale to on-grid commercial and residential, providing superior field performance among the competition. Kyocera stands behind its products and has a proven reputation within the solar industry for quality and reliability.

SPECIFICATIONS

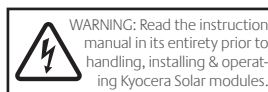


Standard Test Conditions (STC)
 STC = 1000 W/m² irradiance, 25°C module temperature, AM 1.5 spectrum*

	KD325	KD320	KD250	KD245	KD220	KD140
Maximum Power	325W	320W	250W	245W	220W	140W
Number of Cells	80	80	60	60	54	36
Tolerance	+5% / -0%	+5% / -0%	+5% / -0%	+5% / -0%	+5% / -0%	+7% / -0%
Maximum System Voltage	600V	600V	600V	600V	600V	600V
Maximum Power Voltage	40.3V	40.1V	29.8V	29.8V	26.6V	17.7V
Maximum Power Current	8.07A	7.99A	8.39A	8.23A	8.28A	7.91A
Open Circuit Voltage	49.7V	49.5V	36.9V	36.9V	33.2V	22.1V
Short Circuit Current	8.69A	8.60A	9.09A	8.91A	8.98A	8.68A
Series Fuse Rating	15A	15A	15A	15A	15A	15A
Length	65.4"	65.4"	65.4"	65.4"	59.1"	59.1"
Width	52.0"	52.0"	39.0"	39.0"	39.0"	26.3"
Depth	1.81"	1.81"	1.81"	1.81"	1.81"	1.81"
Weight	60.6 lbs	60.6 lbs	44.1 lbs	44.1 lbs	41.0 lbs	28.4 lbs
Termination Method	Locking Plug-in Connectors					

* Subject to simulator measurement uncertainty of +/- 3%.
 KYOCERA reserves the right to modify these specifications without notice.
 For more detailed specifications, visit www.kyocerasolar.com

NEC 2008 COMPLIANT
 UL 1703 LISTED
 CERTIFIED IEC61215 ED2 IEC61730 BY JET
 IEC 61701 Ed. 2 Severity 6 (Salt Mist Corrosion Test)



032114